

# North Carolina Board of Barber Examiners

## Summary of Executive Director's Report

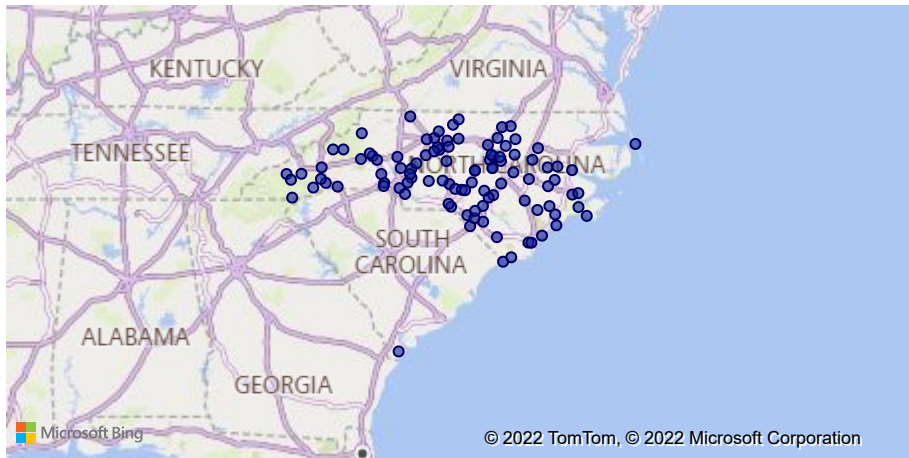
### August 23, 2022 Board Meeting

#### Routine Inspections in Fiscal Year 2022 (July 2021 - June 2020)

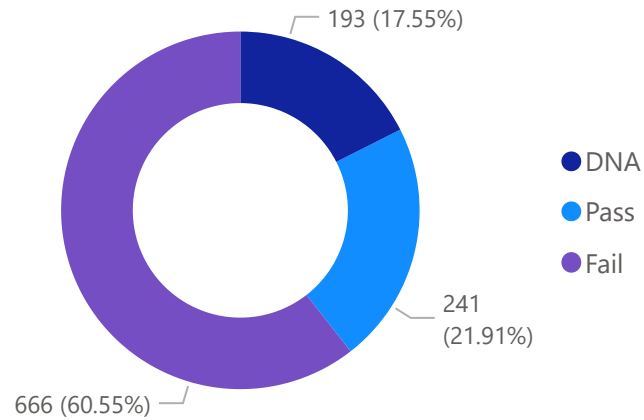
# 96.06

Average Sanitation Score

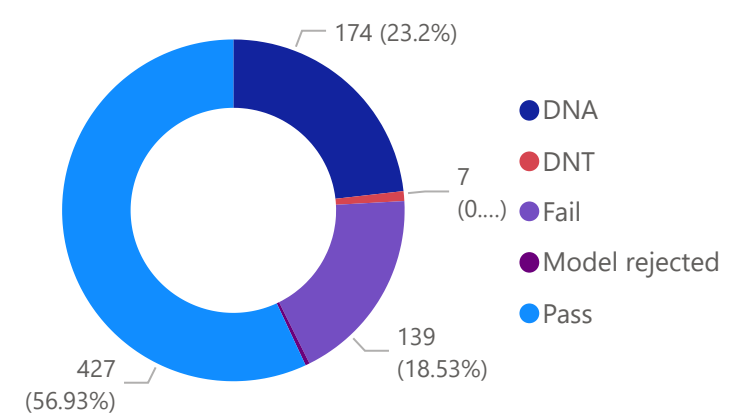
#### Complaint locations



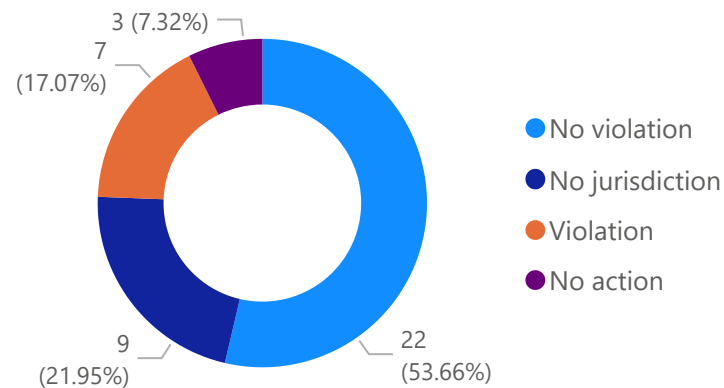
#### Apprentice Results - Written Exam (FY 2022)



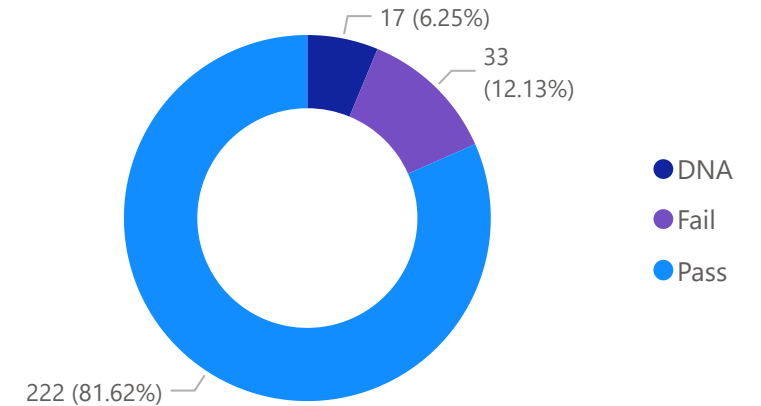
#### Apprentice Results - Practical Exam (FY 2022)



#### Complaint outcome (FY 2022)



#### Registered Results - Practical Exam (FY 2022)





# NORTH CAROLINA BOARD OF BARBER EXAMINERS

## Memo

TO: Board members

FROM: Dennis Seavers

DATE: August 16, 2022

**SUBJECT: Executive director's report**

---

Below is the executive director's report for the board's August 23, 2022 meeting. If there are other areas of finances or operations that the board is interested in, or if board members have questions about this report, please feel free to contact me.

Board members should refer to the summary dashboard that precedes this memo and discusses various aspects of board operations.

### **Fiscal year 2022 budget report**

Attachment A shows the board's expenditures and revenues for all of fiscal year 2022 on an accrual basis. Expenditures were 99.04% of the budgeted amount, and revenues were 99.04% of the projected amount.

Attachment B shows the board's fund balance over the past few years.

**Attachment A**  
**Fiscal Year 2022 Budget vs. Actuals**  
 July 2021 - June 2022

	Total			
	Actual	Budget	Over budget	Perc. of budget & over/under budget
<b>Income</b>				
433 - investment income				
433121 - STIF interest income	\$ 1,290.01	\$ 4,200.00	\$ (2,909.99)	30.71% ▼
Total 433 - investment income	<b>\$ 1,290.01</b>	<b>\$ 4,200.00</b>	<b>\$ (2,909.99)</b>	<b>30.71% ▼</b>
435 - fees, licenses, and fines				
435100 - business license fees				
435100059 - duplicate license	\$ 990.00	\$ 727.00	\$ 263.00	136.18% ▲
435100060 - individual license	\$ 276,849.94	\$ 294,571.00	\$ (17,721.06)	93.98% ▼
435100061 - school permit	\$ 7,150.00	\$ 5,077.00	\$ 2,073.00	140.83% ▲
435100062 - bus/shop permit	\$ 118,070.00	\$ 126,939.00	\$ (8,869.00)	93.01% ▼
435100063 - student permit	\$ 28,375.00	\$ 23,476.00	\$ 4,899.00	120.87% ▲
435100064 - renewal-individual	\$ 64,785.00	\$ 60,437.00	\$ 4,348.00	107.19% ▲
Total 435100 - business license fees	<b>\$ 496,219.94</b>	<b>\$ 511,227.00</b>	<b>\$ (15,007.06)</b>	<b>97.06% ▼</b>
435300 - certification fees				
435300016 - instructor exam fee	\$ 5,775.00	\$ 7,642.00	\$ (1,867.00)	75.57% ▼
435300017 - registered exam fee	\$ 25,125.00	\$ 35,109.00	\$ (9,984.00)	71.56% ▼
435300018 - apprentice exam fee	\$ 147,900.00	\$ 119,898.00	\$ 28,002.00	123.35% ▲
435300019 - apprentice certific	\$ 22,452.00	\$ 36,249.00	\$ (13,797.00)	61.94% ▼
435300020 - instructor certific	\$ 13,855.00	\$ 13,586.00	\$ 269.00	101.98% ▲
Total 435300 - certification fees	<b>\$ 215,107.00</b>	<b>\$ 212,484.00</b>	<b>\$ 2,623.00</b>	<b>101.23% ▲</b>
435400 - inspection/exam fees	\$ 27,800.00	\$ 37,652.00	\$ (9,852.00)	73.83% ▼
435500 - fines, pen, assess fee	\$ 16,373.64	\$ 9,326.00	\$ 7,047.64	175.57% ▲
435800 - tuition and fees				
435830 - other fees	\$ 660.00	\$ 790.00	\$ (130.00)	83.54% ▼
Total 435800 - tuition and fees	<b>\$ 660.00</b>	<b>\$ 790.00</b>	<b>\$ (130.00)</b>	<b>83.54% ▼</b>
Total 435 - fees, licenses, and fines	<b>\$ 756,160.58</b>	<b>\$ 771,479.00</b>	<b>\$ (15,318.42)</b>	<b>98.01% ▼</b>
437 - miscellaneous				
437127 - procuremnt card rebate	\$ 629.38	\$ 250.00	\$ 379.38	251.75% ▲
437990 - other misc revenue	\$ 1,773.68	\$ 647.00	\$ 1,126.68	274.14% ▲
Total 437 - miscellaneous	<b>\$ 2,403.06</b>	<b>\$ 897.00</b>	<b>\$ 1,506.06</b>	<b>267.90% ▲</b>
438 - intergovernmental transactions				
438P72 - ARPA SFRF	\$ 9,150.25		\$ 9,150.25	
Total 438 - intergovernmental transactions	<b>\$ 9,150.25</b>	<b>\$ -</b>	<b>\$ 9,150.25</b>	
<b>Total Income</b>	<b>\$ 769,003.90</b>	<b>\$ 776,576.00</b>	<b>\$ (7,572.10)</b>	<b>99.02% ▼</b>
<b>Gross Profit</b>	<b>\$ 769,003.90</b>	<b>\$ 776,576.00</b>	<b>\$ (7,572.10)</b>	<b>99.02% ▼</b>
<b>Expenses</b>				
531 - personal services				
531112 - EPA regular salaries	\$ 299,704.51	\$ 298,981.52	\$ 722.99	100.24% ▲
531422 - holiday pay - receipts	\$ 67.76		\$ 67.76	
531462 - longevity - receipts	\$ 4,840.00	\$ 4,722.30	\$ 117.70	102.49% ▲
531476 - bonus ARPA receipts	\$ 8,500.00	\$ 8,500.00	\$ -	100.00% ▼
531512 - Social Security	\$ 22,228.78	\$ 21,621.78	\$ 607.00	102.81% ▲
531522 - regular retirement	\$ 69,809.60	\$ 66,701.76	\$ 3,107.84	104.66% ▲
531562 - medical insurance	\$ 38,874.22	\$ 38,290.56	\$ 583.66	101.52% ▲
531576 - flexible spending acct	\$ 693.09	\$ 793.50	\$ (100.41)	87.35% ▼
531651 - comp to board members	\$ 2,300.00	\$ 2,400.00	\$ (100.00)	95.83% ▼
Total 531 - personal services	<b>\$ 447,017.96</b>	<b>\$ 442,011.42</b>	<b>\$ 5,006.54</b>	<b>101.13% ▲</b>
532 - purchased services				
532110 - legal services	\$ 13,299.83	\$ 9,054.96	\$ 4,244.87	146.88% ▲
532120 - financial/audit svcs	\$ 14,000.00	\$ 14,000.00	\$ -	100.00% ▼

532145 - managed server support	\$	51,133.24	\$	51,811.25	\$	(678.01)	98.69%	▼
532170001 - prof testing serv	\$	16,164.00	\$	11,000.00	\$	5,164.00	146.95%	▲
532184 - janitorial services	\$	4,550.00	\$	4,200.00	\$	350.00	108.33%	▲
532199 - misc contract services	\$	21,816.78	\$	28,006.00	\$	(6,189.22)	77.90%	▼
532430 - maint agrmnt - equip	\$	2,043.74	\$	1,917.00	\$	126.74	106.61%	▲
532512 - rental of bldg/prop	\$	22,187.79	\$	24,156.54	\$	(1,968.75)	91.85%	▼
532714 - ground trans in-state	\$	31,139.04	\$	22,500.00	\$	8,639.04	138.40%	▲
532721 - lodging in-state	\$	16,844.77	\$	18,000.00	\$	(1,155.23)	93.58%	▼
532724 - meals in-state	\$	6,241.88	\$	12,750.00	\$	(6,508.12)	48.96%	▼
532731 - board/non-emp transpor	\$	497.05	\$	1,860.00	\$	(1,362.95)	26.72%	▼
532732 - board/non-emp subsist	\$	359.11	\$	2,900.00	\$	(2,540.89)	12.38%	▼
532811 - telephone service	\$	1,506.65	\$	2,400.00	\$	(893.35)	62.78%	▼
532814 - cellular phone service	\$	4,941.47	\$	6,240.00	\$	(1,298.53)	79.19%	▼
532815 - email and calendaring	\$	477.01	\$	445.59	\$	31.42	107.05%	▲
532822 - managed LAN svc charge	\$	4,216.76	\$	3,396.48	\$	820.28	124.15%	▲
532824 - managed server service			\$	3,540.18	\$	(3,540.18)	0.00%	▼
532825 - managed WAN service	\$	16,730.48	\$	14,710.21	\$	2,020.27	113.73%	▲
532826 - software subscriptions	\$	2,369.86	\$	10,545.96	\$	(8,176.10)	22.47%	▼
532828 - managed desktop svcs	\$	17,140.13	\$	16,322.68	\$	817.45	105.01%	▲
532840 - postage & delivery	\$	1,997.25	\$	1,500.00	\$	497.25	133.15%	▲
532840003 - postage/postal meter charges	\$	11,727.19	\$	13,000.00	\$	(1,272.81)	90.21%	▼
532850 - printing, binding, dup	\$	6,420.71	\$	9,000.00	\$	(2,579.29)	71.34%	▼
532911 - insurance - property	\$	21,417.00	\$	25,000.00	\$	(3,583.00)	85.67%	▼
532942 - other emp trng expense			\$	100.00	\$	(100.00)	0.00%	▼
<b>Total 532 - purchased services</b>	<b>\$</b>	<b>289,221.74</b>	<b>\$</b>	<b>308,356.85</b>	<b>\$</b>	<b>(19,135.11)</b>	<b>93.79%</b>	<b>▼</b>
533 - Supplies								
533110 - general office supply	\$	5,170.32	\$	6,518.00	\$	(1,347.68)	79.32%	▼
<b>Total 533 - Supplies</b>	<b>\$</b>	<b>5,170.32</b>	<b>\$</b>	<b>6,518.00</b>	<b>\$</b>	<b>(1,347.68)</b>	<b>79.32%</b>	<b>▼</b>
534 - property, plant, & equip								
534511 - office equipment	\$	1,147.58	\$	1,042.00	\$	105.58	110.13%	▲
534534 - PC and printer purch	\$	5,198.18	\$	5,325.68	\$	(127.50)	97.61%	▼
<b>Total 534 - property, plant, &amp; equip</b>	<b>\$</b>	<b>6,345.76</b>	<b>\$</b>	<b>6,367.68</b>	<b>\$</b>	<b>(21.92)</b>	<b>99.66%</b>	<b>▼</b>
535 - other expenses and adjust								
535830 - member dues & subcript	\$	910.00	\$	270.00	\$	640.00	337.04%	▲
535900 - other expenses	\$	450.97	\$	100.00	\$	350.97	450.97%	▲
<b>Total 535 - other expenses and adjust</b>	<b>\$</b>	<b>1,360.97</b>	<b>\$</b>	<b>370.00</b>	<b>\$</b>	<b>990.97</b>	<b>367.83%</b>	<b>▲</b>
538 - intragovernmental transac								
538030 - fine/penalty transfer	\$	20,068.64	\$	13,000.00	\$	7,068.64	154.37%	▲
<b>Total 538 - intragovernmental transac</b>	<b>\$</b>	<b>20,068.64</b>	<b>\$</b>	<b>13,000.00</b>	<b>\$</b>	<b>7,068.64</b>	<b>154.37%</b>	<b>▲</b>
<b>Total Expenses</b>	<b>\$</b>	<b>769,185.39</b>	<b>\$</b>	<b>776,623.95</b>	<b>\$</b>	<b>(7,438.56)</b>	<b>99.04%</b>	<b>▼</b>
<b>Net Operating Income</b>	<b>\$</b>	<b>(181.49)</b>	<b>\$</b>	<b>(47.95)</b>				
<b>Net Income</b>	<b>\$</b>	<b>(181.49)</b>	<b>\$</b>	<b>(47.95)</b>				

### Attachment B. Fund balance

